



## FEATURES



- Proprietary durable phosphor coating, for uniform solid appearance
- Multi-function PWM drivers, fully waterproof, featuring low power, high power, and turn signal modes
- Extremely bright, high-density LEDs that are visible even in direct sunlight
- Integrated mounting tabs for easy installation

## GENERAL SPECIFICATIONS

Product Function	Voltage Range	Current Draw*	Wattage	CTT/ Wavelength**	Lumen Output
Low	9-16V	120 mA	2W	460 nm	25 lm
High	9-16V	510 mA	7W	460 nm	110 lm
Turn	9-16V	1070 mA	14W	460 nm	220 lm

\*Current Draw @13.2v    \*\*+/-500 Tolerance

**Functions:** Low Blue, High Blue, and Brilliant Blue outputs

**Driver Type:** Type H High Priority Driver

**Connector Type:** 2 Pin JST and 4 Pin JST with T-Tap

**LED Type/Count:** 3014 Blue LED/ 160 Total

**Operating Temperature:** -40°C to 85°C

**Length:** 9" **Width:** 5.75" **Height:** 2.25"

**Weight:** 1lbs

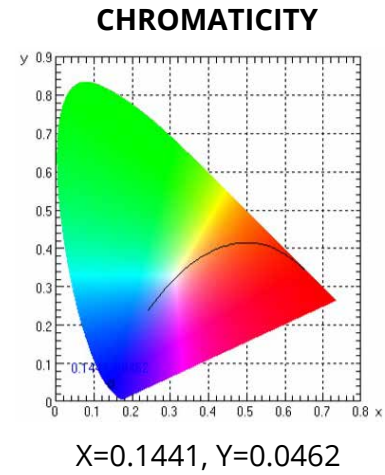
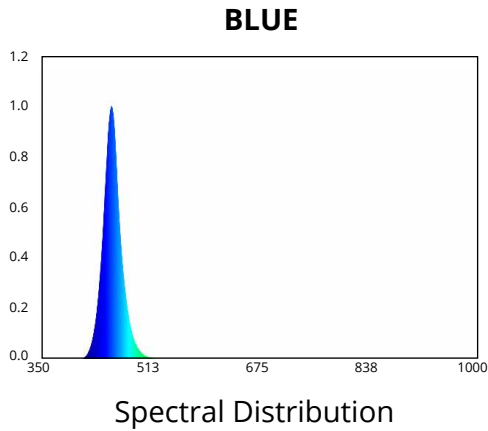
### What's Included:

- Two (2) LED halo rings
- Two (2) waterproof drivers
- Two (2) input wire pigtailed
- Eight (8) T-tap connectors
- Installation guide

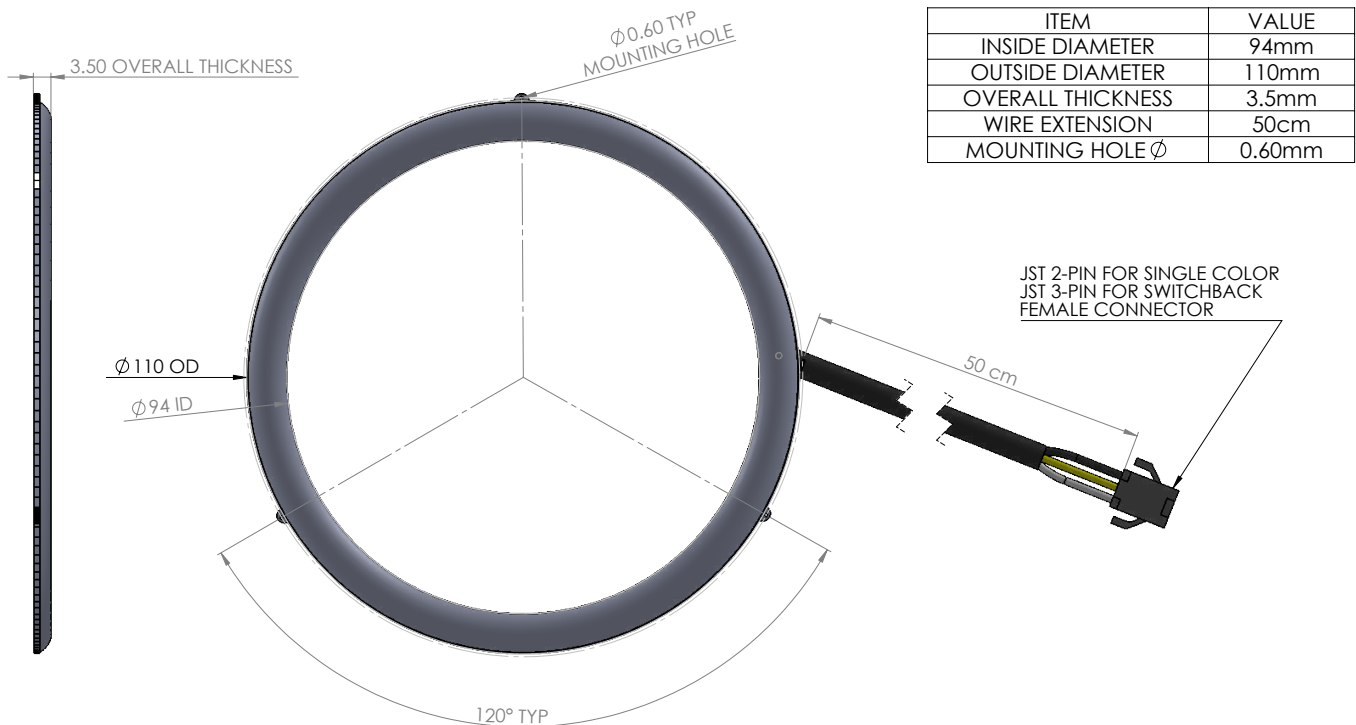
*All data and specifications are nominal values and may vary.*

**PUBLISHED: 4-20-2020**

## COLORIMETRIC SPECIFICATIONS



## PRODUCT DIMENSIONS



PUBLISHED: 4-20-2020