



FEATURES



- Proprietary durable phosphor coating, for uniform solid appearance
- Multi-function PWM drivers, fully waterproof, featuring low power, high power, and turn signal modes
- Extremely bright, high-density LEDs that are visible even in direct sunlight
- Integrated mounting tabs for easy installation

GENERAL SPECIFICATIONS

Product Function	Voltage Range	Current Draw*	Wattage	CTT/ Wavelength**	Lumen Output
Low	9-16V	60 mA	0.8W	1900K	50 lm
High	9-16V	240 mA	3.3W	1900K	220 lm
Turn	9-16V	520 mA	6.8W	1900K	470 lm

*Current Draw @13.2v **+/-500 Tolerance

Functions: Low Amber, High Amber, and Turn Signal Amber outputs

Driver Type: Type E High Priority Driver

Connector Type: 2 Pin JST and 4 Pin JST with T-Tap

LED Type/Count: 3014 Amber LED/ 76 Total

Operating Temperature: -40°C to 85°C

Length: 9" **Width:** 5.75" **Height:** 2.25"

Weight: 1lbs

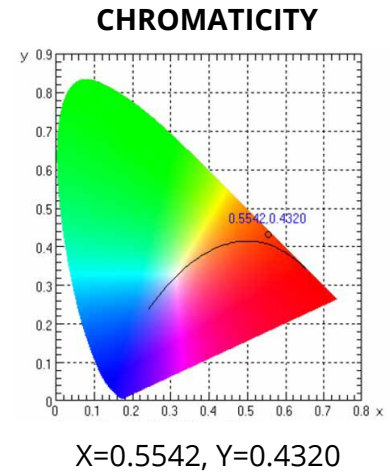
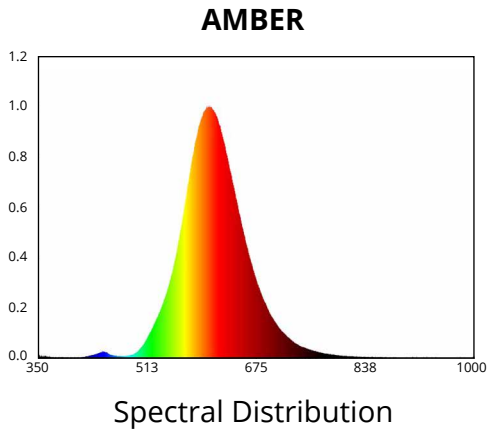
What's Included:

- Two (2) LED halo rings
- Two (2) waterproof drivers
- Two (2) input wire pigtailed
- Eight (8) T-tap connectors
- Installation guide

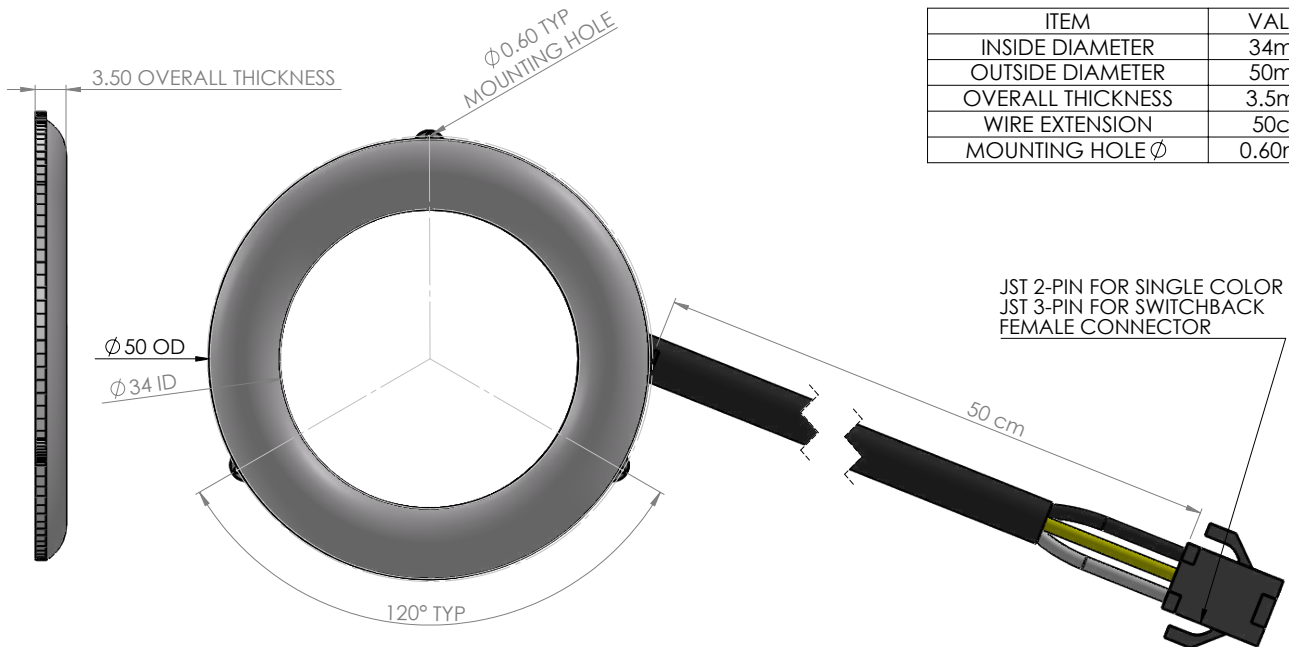
All data and specifications are nominal values and may vary.

PUBLISHED: 4-17-2020

COLORIMETRIC SPECIFICATIONS



PRODUCT DIMENSIONS



PUBLISHED: 4-17-2020